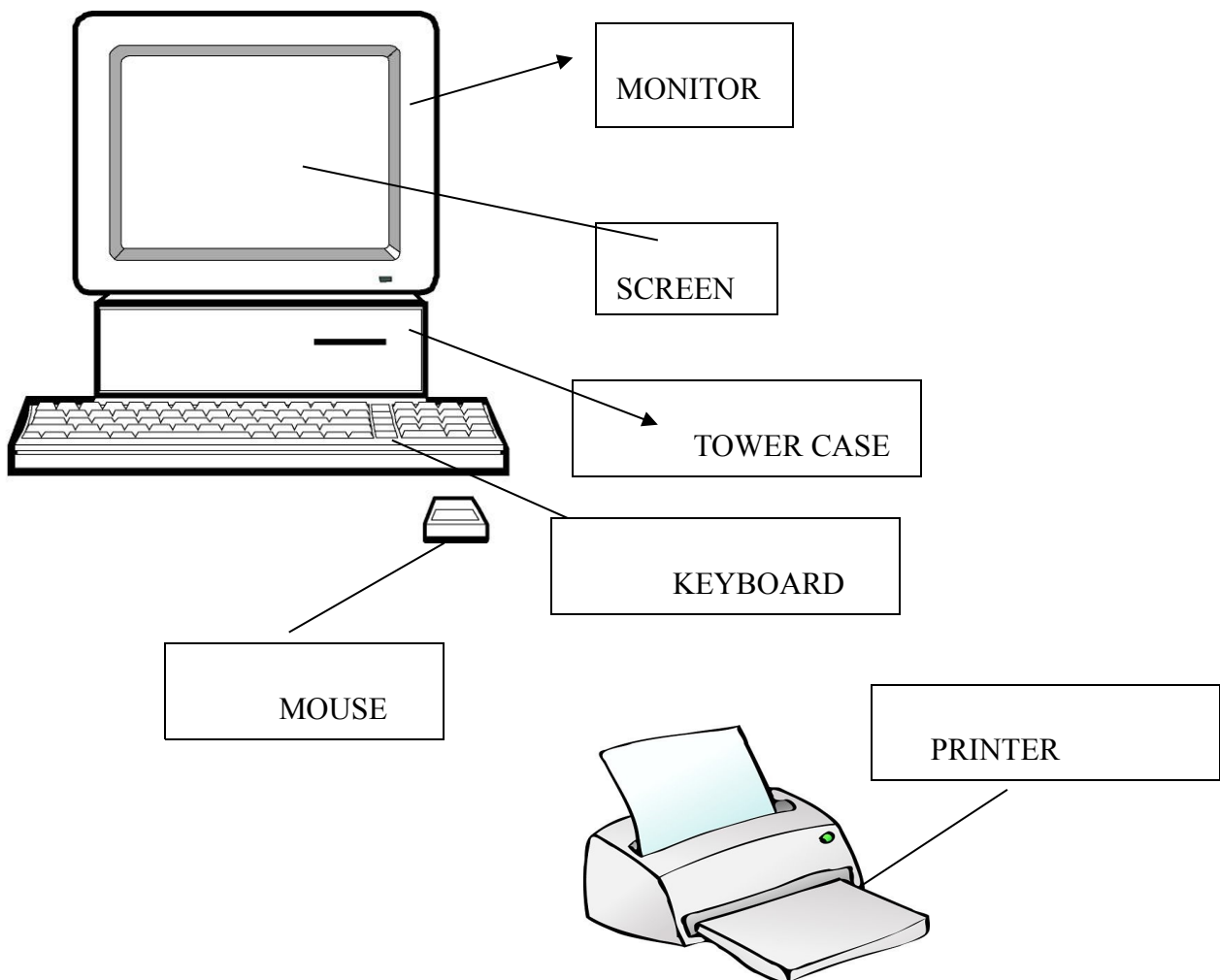


GETTING TO KNOW YOUR COMPUTER

THE TECHNICAL VOCABULARY LET'S KNOW THE PC

Computers are made of many ELECTRONIC PARTS. Take a look at a computer and at all of the parts: do you know their names? And do you know what they do?

The parts of the computer are known as the **hardware**



Look at this diagram of a computer.

But, some parts are missing, for example....?

You can hear sounds and music. What do you need ?

Write your answer in the next box




S _ _ A _ _ _ S

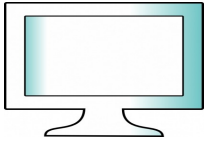


And now, you are the “Computer Designer”

Disegna le parti del computer e utilizza le etichette per scrivere i vocaboli.



A Personal Computer is used by a person at a time.



This is the **MONITOR** with the **SCREEN**. It looks like a TV and you use the monitor **TO SEE WHAT YOU ARE DOING ON THE COMPUTER**.



This is the **TOWER CASE**. It's the most important part of the pc. Here, you can find the **CPU** or **CENTRAL PROCESSING UNIT**, the **BRAIN** of the computer. In the , there is a "secret place", where you can **STORE** your work: the **HARD DRIVE** or **HARD DISK**.

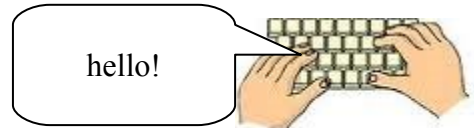
There is a **DRIVE**, where you can insert your **CD** and **DVD** and the **USB SOCKET** where you insert your **USB PEN** or **USB KEY**



This is a **LAPTOP** or a **NOTEBOOK**: it is a handportable computer.



This is the **KEYBOARD**. You use the This is the **KEYBOARD** to **TYPE** in **WORDS** and **NUMBERS** ON THE COMPUTER. A standard **KEYBOARD** has got 107 **KEYS**, (or **BUTTONS**), for **CHARACTERS** (letters, numbers and punctuation marks) and special commands. When you press the keys, you tell the computer what to write.



ClipartOf.com/6070



This is the **MOUSE**. It's got the name of an animal, but, as you can see, it isn't an animal! It has usually got two buttons: a **LEFT** button and a **RIGHT** button: the **LEFT** button is very important; infact, if you **CLICK** on an **ICON**, the computer performs the operation assigned to that **ICON**. You use the **RIGHT** button to open a special **MENU**. You use the mouse to **POINT** to **ICONS** on the computer **SCREEN**. A **MOUSE**, generally, needs a small (squared) **MOUSE PAD**.

WATCH OUT! REMEMBER:



one **MOUSE**




two **MOUSES**



one **MOUSE**



two **MICE**



These are **SPEAKERS**. Remember! Any sound that the computer makes, comes out of the **SPEAKERS**.



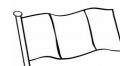
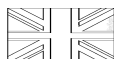
This is the **PRINTER**. It **PRINTS** on paper what you see on the computer **SCREEN**.



This is the **MODEM**. Connects the computer to the phone line. You need a **MODEM** when you **SURF** the **WEB**. Maybe, you can't see it because the latest models of computer have the **MODEM** on the inside.



This is the **SCANNER**. It captures **IMAGES** from **PHOTOGRAPHIC PRINTS**, **POSTERS**, **MAGAZINE PAGES**, and transfers them into the computer.



SPECIAL WORDS and EXPRESSIONS

TO TYPE	Scrivere con la tastiera (al pc o con la macchina da scrivere)
CAN YOU TYPE? *	Sai scrivere con la tastiera?
TYPING ERROR	Errore di battitura
KEYS	tasti
CHARACTER**	Carattere di scrittura
LETTERS and NUMBERS	Lettere e numeri
PUNCTUATION MARKS	Segni di punteggiatura
TO WRITE	scrivere
TO TELL	dire
LEFT BUTTON	Tasto sinistro
RIGHT BUTTON	Tasto destro
TO POINT	puntare
ICON	icona
SPEAKERS	altoparlanti
PRINTER	stampante
TO PRINT	stampare
IMAGE	immagine
PHOTO	foto
TO STORE	memorizzare
BRAIN	cervello
DISK	disco
HARD DISK	Disco fisso, disco rigido
USB SOCKET	Presse USB
USB KEY	Chiavetta USB
TO HOLD	tenere
DEVICE	dispositivo
TYPEWRITER	Macchina da scrivere
TO CONNECT	Connettere

PHONE LINE	linea telefonica

* “TYPE” significa anche “tipo, genere”. Es. “What type of computer have you got?”

** “CHARACTER” significa anche “individuo, persona “ Es. “Your brother is an original character”.

CHECK YOUR KNOWLEDGE

EXERCISE 1

LEGGI E RISPONDI ALLE DOMANDE:

1. Has your school got a Computer room?
2. How many computer has your school got?.....
3. Has your school got a printer?.....
4. Has your school got a scanner?.....
5. Have you got a computer at home?.....
6. Have you got a personal computer or a laptop or a netbook?.....
7. When do you have Computer lesson?.....

EXERCISE 2

USE THE WORD BANK AT THE BOTTOM OF THE PAGE AND COMPLETE THE SENTENCES

Completa le frasi, utilizzando le parole nella WORD BANK al fondo della pagina:

1. A.....is a round circle that holds information for your computer.
2. A.....is a device used for typing like an old typewriter.
3. A.....is the “box” with the screen on your computer, that you look at, when you are working.
4. A.....is a small device, named as an animal, with two buttons on the top.
5. A.....is a machine that put things out of the computer, onto paper.
6. A.....is a device that copies pictures on your computer.
7. A.....is the part of the computer that connects the computer to the phone lines, so you can surf the Internet.
8.is the “brain” of the computer.
9. The.....are parts of the computer that let you hear sounds and songs.
10. The.....is a portable computer.
11. A.....can used by one person at a time

WORDBANK

PERSONAL COMPUTER

CPU

PRINTER

SPEAKERS

MODEM

SCANNER

KEYBOARD

MONITOR

MOUSE

CD

NETBOOK